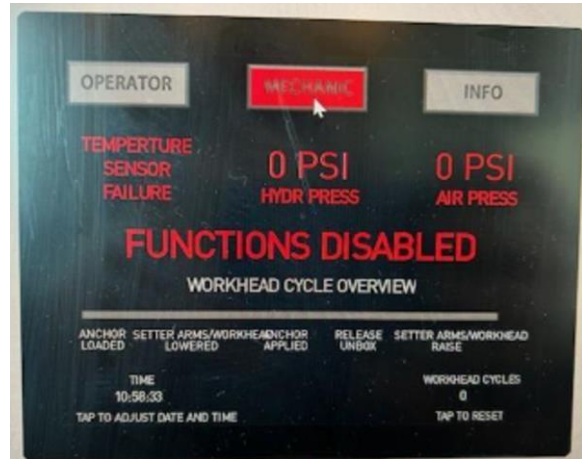
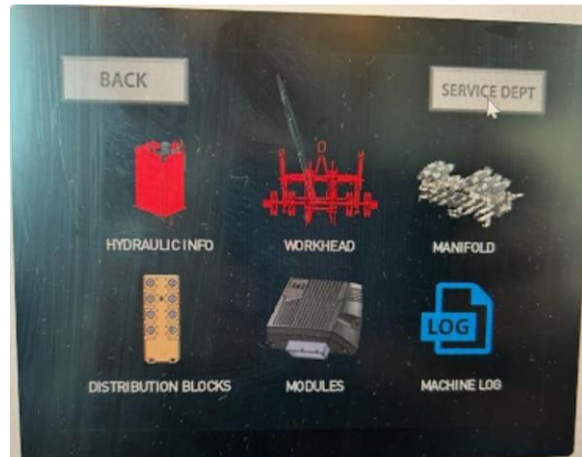


1. Have the machine in a safe location, machine off, functions disabled, and battery on.

2. Click mechanic on MD4-5 Module 1.



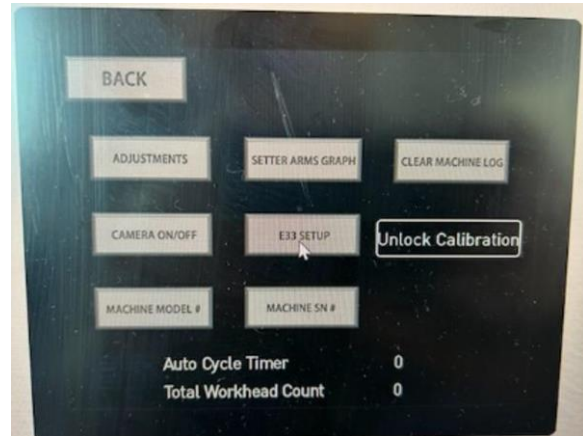
3. Click on SERVICE DEPT.



4. Enter pin code 1955.



5. Click on E33 SETUP.



6. Click and hold ASSIGN ADDRESS until E33's start flashing
7. Push the first one in each group from left to right top then bottom.
- AUTO ON/MAINT
 - APPLY HEAD RAISE/LOWER
 - GUIDE WHEEL LOCK/UNLOCK
 - CYCLE WORK FULL/HALF

