



Anchor Remover



INNOVATIVE DESIGN FROM RACINE RAILROAD PRODUCTS



Versatile and Reliable

Only anchor remover machine capable of consistently removing all types of anchors and windrowing to the gauge side of the track without changes to the adjustment, once set for a particular size rail.

Clean Line Cab Design

Operator positioned within frame structure, in line with workhead, providing good visibility for tie to tie indexing alignment. Also excellent visibility for travel in either direction.

Increased Productivity

Workhead boxing feature utilizes stop blocks which position the workhead against each anchor, even those away from tie, for positive alignment of removal ram and anchor. Rail base reference means no need to adjust for worn rail.

Ram Depth Adjustment

Prevents damage caused by overdriving and allows for immediate anchor reinstallation without loss of holding power.

Independent Dual Function Control

Allows operator to either remove and windrow or just remove any type anchor.

Easy Turn Feature

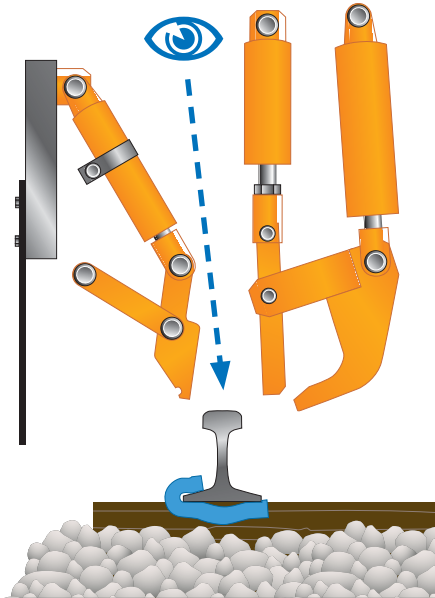
Four point contact turntable base allows machine to easily be rotated for working on either high or low rails.




Anchor Remover



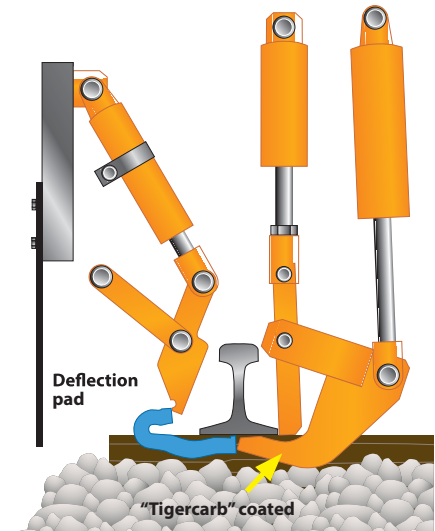
INNOVATIVE DESIGN FROM RACINE RAILROAD PRODUCTS



Workhead assembly is optically indexed over anchor.



Depth of ram arm is adjustable to prevent overdriving anchor which can adversely effect anchor holding power.



Rubber deflection pads prevent loss from occasional loose anchors. Kicker tool is coated with BTI's exclusive "Tigercarb" carbide substance for longer wear.

PRODUCT SPECIFICATIONS:

- A variety of engine packages are available
- Structural steel frame with derail skids, key hole tie downs
- Insulated axles with self aligning, double row spherical roller bearings and axle locks
- Propulsion is chain driven using axle mounted split sprockets with a travel speed of 25 mph
- 12 VDC negative ground with a 60 amp system fuse, using a SAE #4D battery. Circuit breakers for lights and accessories
- 30 gallon hydraulic reservoir with clean out covers, guarded fluid level and temperature gauge
- 59 gallon fuel tank with 2" diameter fill neck, bottom sump and mechanical fluid level gauge
- Dimensions:

15' 2" L x 7' 2" W x 8' 5" H

Weight: 11,500 lbs

For a complete list of specifications and machine options available, contact Racine Railroad Products, Inc. at:
Tel (262) 637-9681 • Fax (262) 637-9069 • email: custserv@racinerailroad.com
1955 Norwood Court • Mount Pleasant, Wisconsin 53403